

Talbot

Grippa

Service Fittings for Water Pipe

Benefits

- One fitting securely connects onto lead, copper and galvanised iron service pipe
- Simple to install, with no loose assembly of components or special preparation of the pipe
- Just three fittings cover the majority of lead, copper and galvanised iron pipe sizes, so dramatically reducing stock holdings
- The PE pipe will burst or fail before the Grippa fitting does
- Each fitting covers a range of pipe diameters with no change of components



Talbot Grippa is a universal fitting that connects onto a wide variety of existing lead, galvanised iron and copper pipe with just one set of internal components. The range consists of three fittings which together suit all metal pipes with an outside diameter of 15mm ($\frac{3}{8}$ ") to 34mm ($\frac{3}{4}$ ") including the different weights of lead



Technical data

Pressures: Working: 16 bar Test: 24 bar
The pressures stated above apply with water temperatures up to 20°C

Temperature: Up to 40°
For further information relating to operating temperatures please contact our customer service department at the telephone number shown below.

Meets the applicable performance requirements of:
WRAS.
ISO 3458, 3459, 3501, 3503
DIN 8076
WIS 4-23-04, WIS 4-32-11
KIWA BRL 534/03
Australian Standard AS/NZS 4129
BS EN 1254-3-1998
Gastec Approval Requirement No. 70

Suits pipe to the following specifications:

PE end:
BS 1972, BS 3284
DIN 8072, DIN 8074, all series
BS 6572, BS 6730
ISO 161 Parts 1 & 11
AWWA C901-78 PE tubing
WIS 4-32-03
ASTM - D2737 PE tubing
WIS 4-32-13

Metallic end:
Suits any metallic pipe from 15mm to 34mm OD

General application

Extensive research into the usage of non-plastic pipe for domestic water supplies has enabled Talbot to develop a versatile and flexible concept in service pipe connections.

Range:

- Grippa $\frac{3}{8}$ " - 15mm to 21mm metallic pipe
 - Grippa $\frac{1}{2}$ " - 21mm to 27mm metallic pipe
 - Grippa $\frac{3}{4}$ " - 27mm to 34mm metallic pipe
- Each of the above is available to connect to:
- 20mm ($\frac{1}{2}$ ") or 25mm ($\frac{3}{4}$ ") PE pipe

The Talbot Grippa combines the tried and tested Pushfit connection with revolutionary new technology.

The 'Universal' connection of the Grippa fitting utilises a patented adjusting grip ring and seal. These two components allow a watertight, end load resistant connection to be made without special preparation of the pipe or the fitting, over a wide range of pipe diameters.

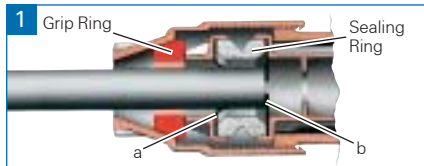
Technical help

For further technical data, product specifications and general information please contact our Customer Service Department at the telephone number shown below.

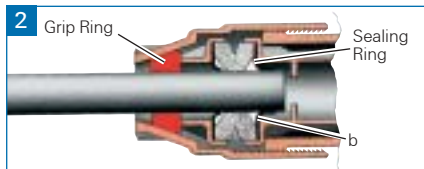
2

How Grippa Works

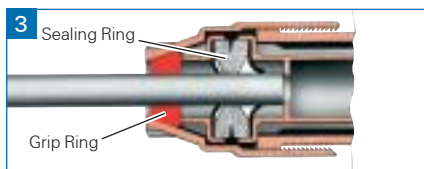
The 'Universal' connection of the Grippa fitting utilises a patented adjusting grip ring and seal. These two components allow a watertight, end load resistant connection to be made without special preparation of the pipe or the fitting, over a wide range of pipe diameters.



The lead, galvanised iron or copper pipe is inserted past the grip ring, then past the first point of resistance (a) and up to the second point of resistance (b).



On tightening the fitting the seal is compressed and its internal diameter reduces. At the same time the grip ring moves down the mouth of the fitting, reducing in diameter and the pipe is drawn past the second point of resistance (b).



The smaller the pipe diameter the further the grip ring and seal are compressed.

Components



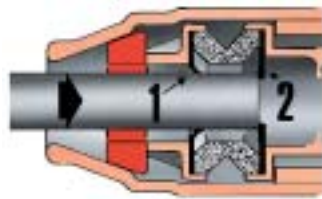
The grip ring's flexibility allows it to be compressed inwards when pushed down the tapered mouth of the fitting. This enables Grippa to join a wide range of pipe types and sizes. The patented grip ring has two sets of gripping teeth. Firstly, six sets of moulded plastic teeth to provide a uniform, secure grip onto the softer lead pipes. For harder copper and galvanised iron there is a secondary set of three stainless steel studs which grip securely into the surface of the pipe.

Assembly - Universal End

1. Cut the pipe square and ensure it is clean, round and within tolerance. Scrape off loose paint or deep scratches.



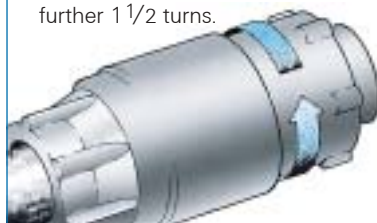
2. Push the Universal End of the fitting onto the pipe, PAST first point of resistance and UP TO the second.



3. Hand tighten the nut on the PE End.



4. Tighten with a spanner or wrench a further 1 1/2 turns.



Assembly - PE End


1a. For Metric British Standard Pipe:

Cut the pipe square and push the liner fully into the end of the pipe.

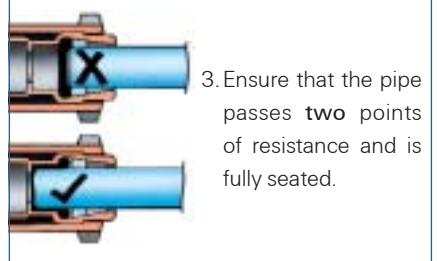


1b. For Imperial B.S. and metric DIN and ISO pipe:

Cut the pipe square and bevel the cut end (no liner is required)



2. Push the pipe fully into the PE end of the fitting, if possible with a slight twist.



3. Ensure that the pipe passes two points of resistance and is fully seated.

Note

Disassembly of this fitting prior to installation may cause it not to operate effectively.

The unique Grippa sealing ring is designed to reduce in diameter when compressed as the Grippa fitting is tightened. The seal also incorporates two 'stand offs' which ensure the correct insertion depth of the pipe. The first 'stand off' is easily pushed past and holds the pipe in the correct position whilst the fitting is tightened. The second 'stand off' provides a firmer resistance and signifies that the pipe is inserted to the correct depth.



Talbot Grippa

The Talbot Grippa range consists of three fittings which together suit all metal pipes with an outside diameter of 15mm to 34mm including the different weights of lead pipe.

Sealing Ring

Moulded in WRAS approved EPDM Rubber and incorporates two stand off moulded washers to ensure correct pipe insertion during installation. The sealing ring's patented design enables its internal diameter to constrict when compressed, so forming an effective watertight seal around a variety of pipe diameters.

PE End

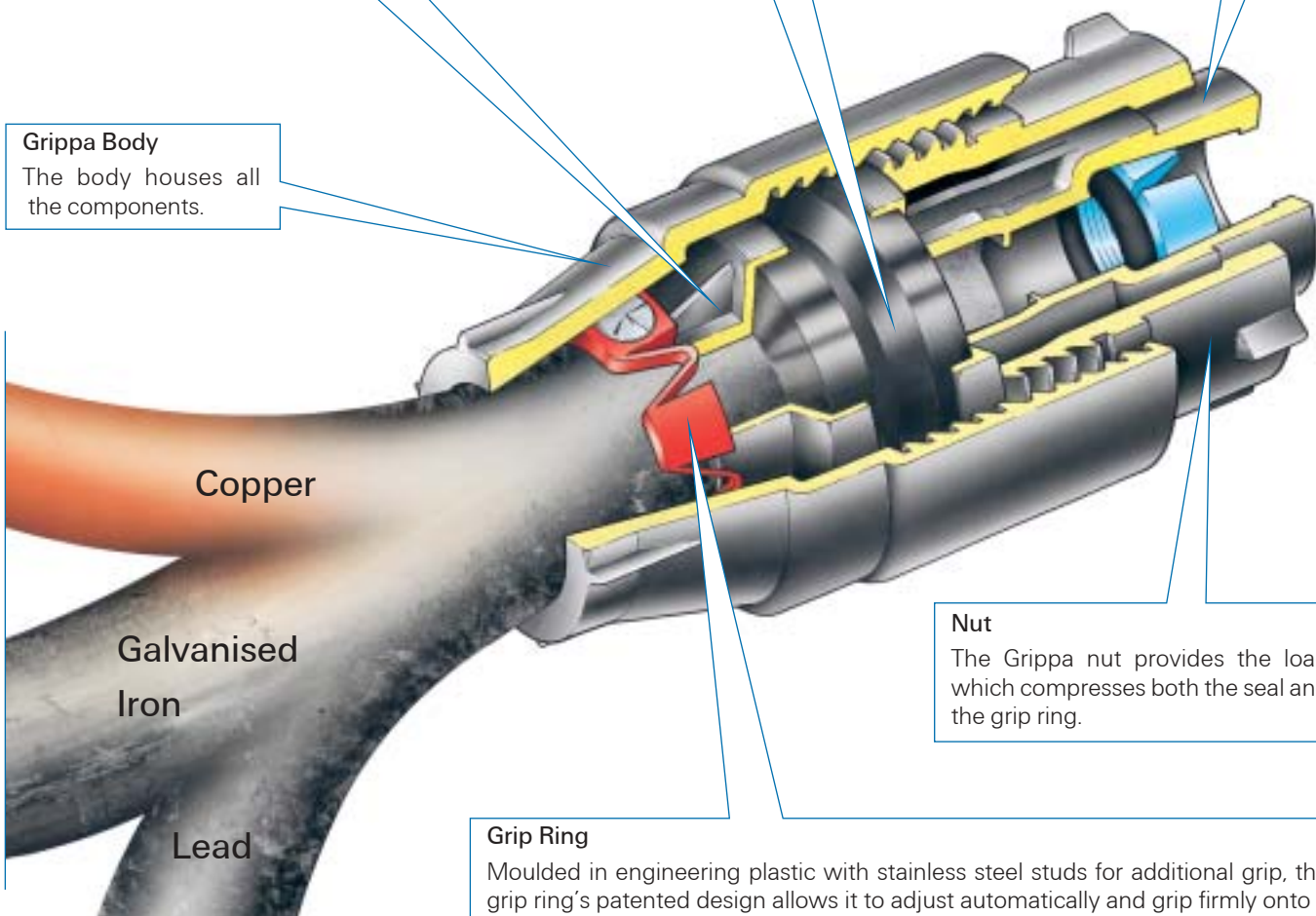
The 25mm (3/4") or 20mm (1/2") Pushfit end houses the PE grip and 'O' ring and provides the tried and tested performance synonymous with Talbot Pushfit.

Spacer

The spacer provides support for the seal and grip ring ensuring their even loading and sealing.

Grippa Body

The body houses all the components.



Grip Ring

Moulded in engineering plastic with stainless steel studs for additional grip, the grip ring's patented design allows it to adjust automatically and grip firmly onto a wide range of pipe sizes and materials.

Range Information

Universal End	3/8" Grippa	1/2" Grippa	3/4" Grippa	PE End
Pipe OD range	15mm - 21mm	21mm - 27mm	27mm - 34mm	Suits metric BS 6572 and 6730 pipe with a liner and DIN and ISO pipes. (Blue grip ring, black 'O' ring marked 'M').
Type of pipe				or
Lead	3/8" 4lb - 6lb	1/2" 5lb - 9lb	3/4" 7lb - 11lb	Imperial B.S. pipe
Galvanised Iron	3/8"	1/2"	3/4"	(black grip ring, black 'O' ring).
Copper	15mm, 1/2"	22mm, 3/4"	28mm, 1"	

Performance Specification

With reasonable care the simple Talbot Grippa design minimises the risk of error during assembly. Talbot fittings have excellent mechanical strength and can tolerate normal pipe imperfections as well as unsquare cut ends of pipe.

To meet the requirements of the Water Regulations Advisory Scheme (WRAS) it is necessary when connecting to the PE end of the Grippa fitting to use an insert or liner with metric MDPE service pipe to BS 6572:1985, BS 6730 and HPPE to WIS 4-32-13 for below ground use in the UK.

The liner is not an integral part of the Grippa connection and for polyethylene pipe other than the PE pipe material shown above use of the liner is optional. If a liner is not used the connection will still substantially exceed most international performance requirements.

Material Specification

Description	Material
Bodies	
Plastic Fittings	Acetal or Polypropylene
Components	
Grip Ring	Acetal
'O' Ring	EPDM
Liner	Glass filled polypropylene



How to Order

Talbot Pushfit service fittings have common bodies for both imperial and metric pipe. All fittings are supplied with grip ring and 'O' ring assembled inside the body. Metric pipes require different grip rings and 'O' rings from imperial pipes.

When ordering, please indicate the size and specification or standard of your pipe and whether liners are required, to enable the correct components to be supplied. Liners will be supplied with all UK orders for metric fittings, unless otherwise specified.

Order extractor tools for each of your operators and bevelling tools if liners are not required.

Associated Products



Talbot Pushfit fittings are quick and easy to use, with no nuts to lose or leave undone. Simply push the pipe into the fitting. The grip and seal on the pipe increases with pressure and tensile load so that the pipe will burst or neck before the fitting will fail. The Talbot Grippa enables new PE distribution networks created using the Talbot Pushfit connection to be connected to existing service pipe of lead, galvanised iron or copper.



The Talbot all Plastic Self Tapping Ferrule Strap is a design that combines tried and tested technology with revolutionary design concepts. Suitable for use on PVC or PE pipe, the Talbot Plastic Self Tapping Ferrule Strap is lightweight and can be used in any situation in place of a welded or traditional gunmetal strap. When used in conjunction with the Talbot Grippa it allows new service provision to properties with existing lead, galvanised iron or copper service supply pipes

Talbot

Nobel Road, Eley Trading Estate.
Edmonton, London. N18 3DW.
United Kingdom.

Tel: +44 (0)20 8884 4388

Fax: +44 (0)20 8884 4766

e-mail: wwinfo@tyco-valves.com

web: www.tycowaterworks

These fittings are designed for the conveyance of cold potable water. Save with the express written approval of Talbot, no warranty is given that the fittings are suitable for any other purpose.

We reserve the right to change the design and specification without notice.

© Tyco 2003 2K (02/03) TTAL/300.2